

HVS Series Microstepping Drive



HVS series drives have a self contained power supply which can be plugged into a 120 or 240 VAC outlet, although best performance is obtained from a 240 VAC. This 12 amp drive incorporates a rugged bipolar IGBT H bridge construction and a recirculate current drive topology to achieve maximum motor performance.

The drive has industry-standard Step and Direction signals, as well as additional remote disable and error output signals. All the I/O are optically isolated. The standard system has switch selectable resolutions from 25600 to 400 steps per revolution. Motor current is programmable from 5 to 12 amps in 8 increments from a user accessible dip switch. Wave shape correction for 3rd harmonic distortion provides compensation for a wide range of motors.

This high power drive accommodates NEMA 42 to 65 size motors, which produce torque from 1000 oz-in to 8000 oz-in and deliver more than 2 horse power.

Features

- **95- 260 VAC, 50/60 Hz power**
- **Switch selectable auto standby mode**
- **Motor interlock signal**
- **Fan -cooled enclosure**
- **Built-in energy absorber during deceleration**
- **Overtemperature, overcurrent, undervoltage protections**
- **Full phase to phase and phase to ground protection.**
- **Indicators for error conditions**
- **Input pulse rate to 2 MHz**

Drive Specifications

Performance (unloaded motor)

Repeatability:	±5 arc-seconds (unidirectional)
Accuracy:	±5 arc-minutes (bidirectional)
Step-to-Step Accuracy:	±20 arc-seconds (unidirectional)
Hysteresis:	±3 arc-minutes

Inputs, Output (optically isolated)

Step:	Negative-going pulse, 250 nanosecond minimum pulsewidth, 10 ma.
Direction:	3.5 to 6.0 VDC, 10 ma.
Shutdown:	3.5 to 6.0 VDC, 10 ma.
Fault:	35 V, 5 ma. maximum.

Power 95 to 260 VAC, 50/60 Hz, 8 A

Environmental – Operating

Driver:	0 to 60 °C measured at the heat sink
Motor:	100 °C measured at the motor case
Ambient:	10 to 40 °C, 0 to 95% humidity, non-condensing

Environmental – Storage

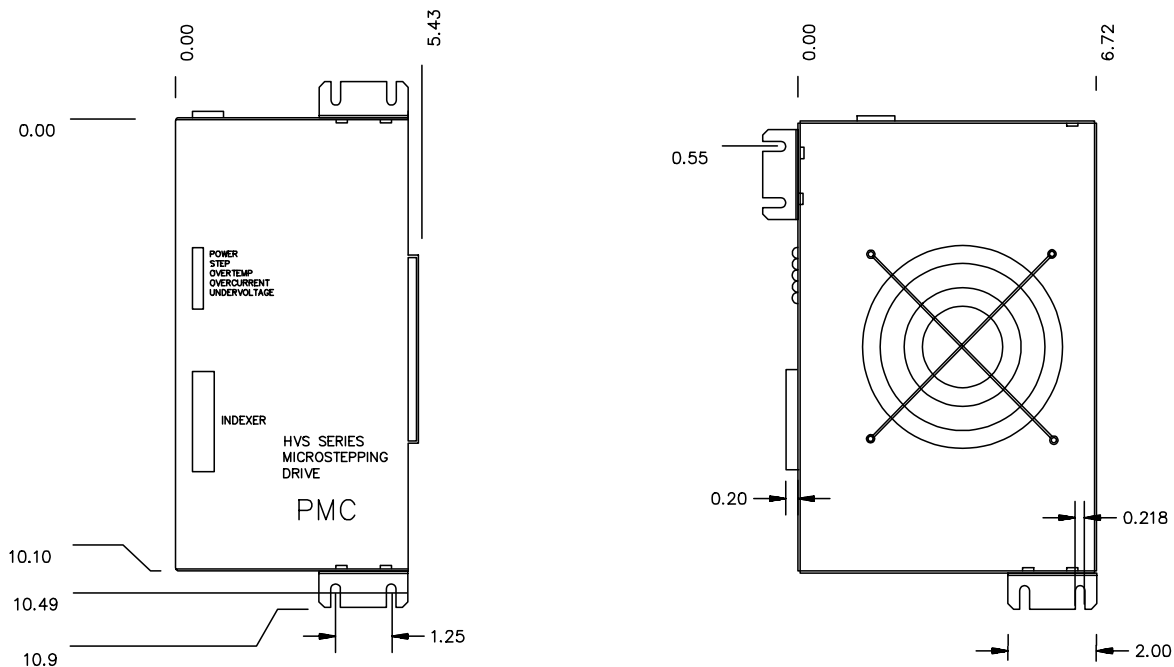
Motor + Driver: -40 to +80 °C, 0 to 95% humidity, non-condensing

Weight 12 pounds

Motor Specifications

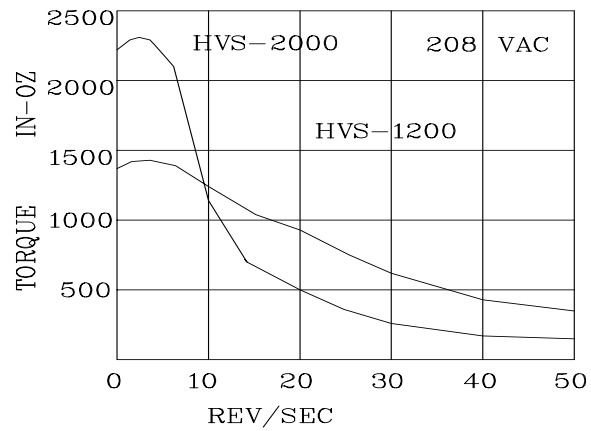
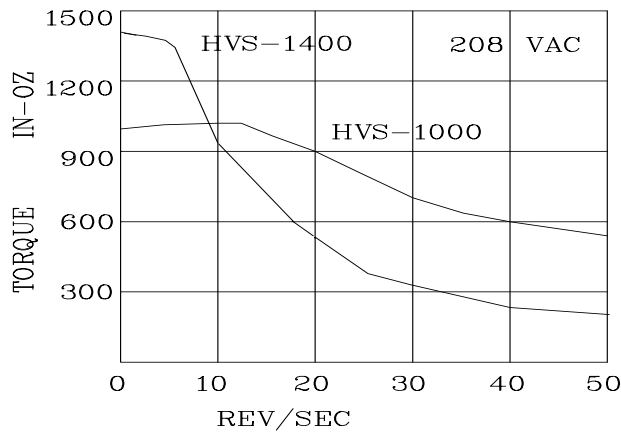
Model	HVS-1000	HVS-2000	HVS-4000	HVS-8000
NEMA Size	42-2	42-3	65-2	65-3
Static Torque (oz-in):	1000	2000	4000	8000
Rotor Inertia (oz-in ²):	49	63	300	464
Bearing Thrust Load (lb):	50	50	135	135
Bearing Radial Load (lb):	25	25	25	150
End Play for 1 lb Load (in):	0.005	0.005	0.005	0.005
Radial Play for 0.5 lb Load (in):	0.0008	0.0008	0.0008	0.0008
Weight Motor (lb):	19.5	26.5	70	85

Mounting Dimensions



Speed versus Torque Curves

NEMA 42 Series Motors



NEMA 65 Series Motors

Consult factory for more detail information

Dip switch function

- 1-3 Step size selection. Step/rev are 25600, 12800, 6400, 400, 25000, 10000, 2000.
- 4-5 0%, +-2% 3rd harmonic, test mode.
- 6-8 Current selection.
- 9 Autostandby.
- 10 Spare.

LED Status

- Power The drive receives power.
- Step The drive receives step's signal.
- Overtemp Heat sink temperature exceeds 80 degree C.
- Overcurrent The current in the motor exceeds 35 amp.
- Undervoltage The AC voltage is below 95 volt.

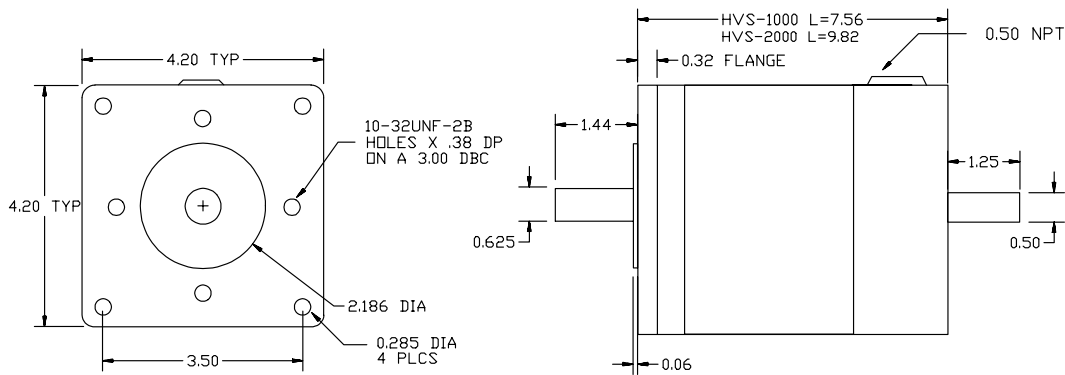
Indexer connector: 25 pin D

- 1. Step+
- 2. Direction+
- 9. Fault+
- 14. Step-
- 15. Direction-
- 16. Shutdown+
- 17. Shutdown-
- 21. Fault-

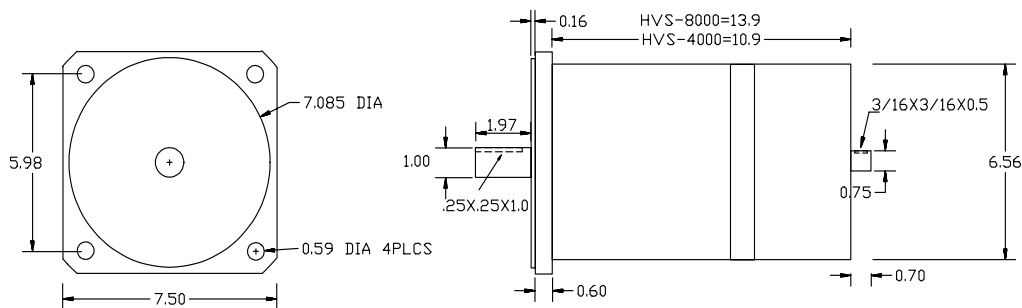
Motor connector: 7 pin terminal block

- T+ Interlock+
- A+ Motor winding A
- A- Motor Shield
- B+ Motor winding B
- B- Motor Shield
- T- Interlock-

NEMA 42 Series Motors



NEMA 65 Series Motors



Precision Motion Controls

2530 Berryessa Rd #209 • San Jose, CA 95132 (408) 298-0898 Fax: (408) 298-0899

© 2007 Precision Motion Controls. Prices and Specifications subject to change without notice.

Precision Motion Controls